

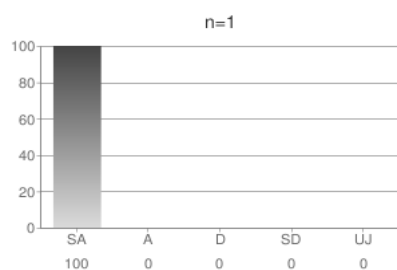
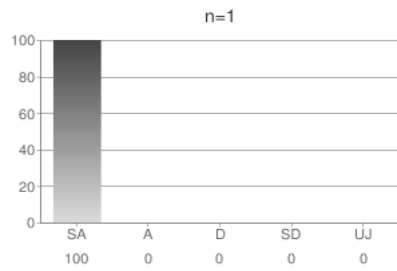
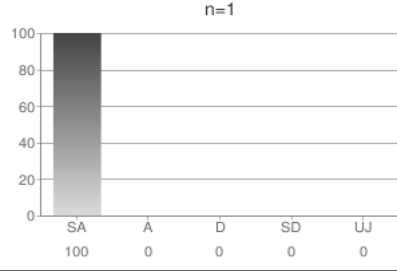
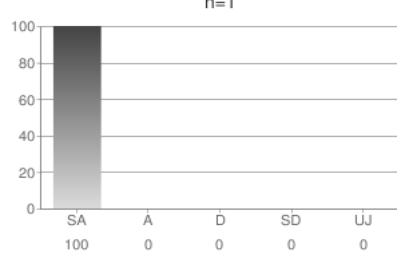
eVALUate Teaching Evaluation Report

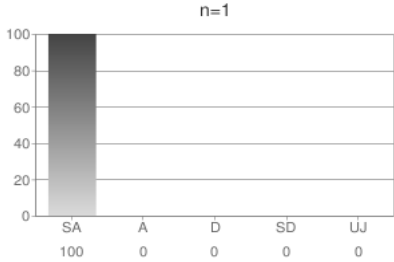
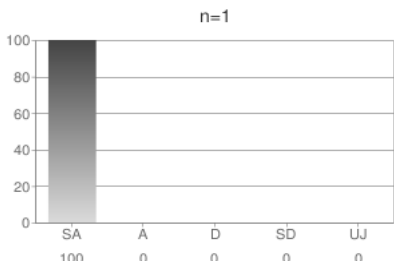
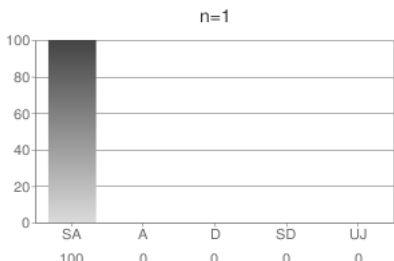
This report is generated and made available to the teacher who requested the Teaching Evaluation. An extract of this report that contains quantitative data related to the seven teaching performance domains is also provided to Heads of School for the purposes of Workplace Planning and Performance Reviews.

Limitations. This report is only generated when there is more than one student enrolled in the unit in which the teaching evaluation was requested, and when there were at least two student responses for that teaching evaluation. This approach balances the principles student anonymity and feedback to staff for practice improvement.

Confidentiality. Data provided in this report is confidential. Student comments that relate to other staff members in this report should be considered confidential by the staff member receiving this report. Such comments must not be communicated, transmitted or discussed with any student or staff member.

eVALUate Teaching Evaluation Report
Evaluation period: 2020 Semester 1
Teacher Name: Benchawan Wiwatanapataphee
Staff ID: 226167G

Unit Name: Industrial Project		Responses to teaching evaluation survey(n): 1												
Unit Code: MATH3004		Total Unit Enrolment(N): 34												
Location(s) taught in: Bentley Perth Campus														
eVALUate quantitative items	Frequency Distribution(%) Scale: SA = Strongly Agree A = Agree D = Disagree SD = Strongly Disagree UJ = Unable to Judge	Agreement (%)												
1. Appears knowledgeable in this subject area	 <p>n=1</p> <table border="1"> <tr><th>Response</th><th>Percentage</th></tr> <tr><td>SA</td><td>100</td></tr> <tr><td>A</td><td>0</td></tr> <tr><td>D</td><td>0</td></tr> <tr><td>SD</td><td>0</td></tr> <tr><td>UJ</td><td>0</td></tr> </table>	Response	Percentage	SA	100	A	0	D	0	SD	0	UJ	0	100
Response	Percentage													
SA	100													
A	0													
D	0													
SD	0													
UJ	0													
2. Is enthusiastic in teaching this unit	 <p>n=1</p> <table border="1"> <tr><th>Response</th><th>Percentage</th></tr> <tr><td>SA</td><td>100</td></tr> <tr><td>A</td><td>0</td></tr> <tr><td>D</td><td>0</td></tr> <tr><td>SD</td><td>0</td></tr> <tr><td>UJ</td><td>0</td></tr> </table>	Response	Percentage	SA	100	A	0	D	0	SD	0	UJ	0	100
Response	Percentage													
SA	100													
A	0													
D	0													
SD	0													
UJ	0													
3. Is well organised	 <p>n=1</p> <table border="1"> <tr><th>Response</th><th>Percentage</th></tr> <tr><td>SA</td><td>100</td></tr> <tr><td>A</td><td>0</td></tr> <tr><td>D</td><td>0</td></tr> <tr><td>SD</td><td>0</td></tr> <tr><td>UJ</td><td>0</td></tr> </table>	Response	Percentage	SA	100	A	0	D	0	SD	0	UJ	0	100
Response	Percentage													
SA	100													
A	0													
D	0													
SD	0													
UJ	0													
4. Communicates clearly	 <p>n=1</p> <table border="1"> <tr><th>Response</th><th>Percentage</th></tr> <tr><td>SA</td><td>100</td></tr> <tr><td>A</td><td>0</td></tr> <tr><td>D</td><td>0</td></tr> <tr><td>SD</td><td>0</td></tr> <tr><td>UJ</td><td>0</td></tr> </table>	Response	Percentage	SA	100	A	0	D	0	SD	0	UJ	0	100
Response	Percentage													
SA	100													
A	0													
D	0													
SD	0													
UJ	0													

5. Is approachable	 <p>n=1</p> <table border="1"> <tr><th>Category</th><th>Percentage</th></tr> <tr><td>SA</td><td>100</td></tr> <tr><td>A</td><td>0</td></tr> <tr><td>D</td><td>0</td></tr> <tr><td>SD</td><td>0</td></tr> <tr><td>UJ</td><td>0</td></tr> </table>	Category	Percentage	SA	100	A	0	D	0	SD	0	UJ	0	100
Category	Percentage													
SA	100													
A	0													
D	0													
SD	0													
UJ	0													
6. Provides useful feedback	 <p>n=1</p> <table border="1"> <tr><th>Category</th><th>Percentage</th></tr> <tr><td>SA</td><td>100</td></tr> <tr><td>A</td><td>0</td></tr> <tr><td>D</td><td>0</td></tr> <tr><td>SD</td><td>0</td></tr> <tr><td>UJ</td><td>0</td></tr> </table>	Category	Percentage	SA	100	A	0	D	0	SD	0	UJ	0	100
Category	Percentage													
SA	100													
A	0													
D	0													
SD	0													
UJ	0													
7. Is an effective teacher	 <p>n=1</p> <table border="1"> <tr><th>Category</th><th>Percentage</th></tr> <tr><td>SA</td><td>100</td></tr> <tr><td>A</td><td>0</td></tr> <tr><td>D</td><td>0</td></tr> <tr><td>SD</td><td>0</td></tr> <tr><td>UJ</td><td>0</td></tr> </table>	Category	Percentage	SA	100	A	0	D	0	SD	0	UJ	0	100
Category	Percentage													
SA	100													
A	0													
D	0													
SD	0													
UJ	0													

eVALUate qualitative items

Please comment on Benchawan Wiwatanapataphee's teaching strengths.

Professor Benchawan is very patient. She helps us a lot. I really appreciate her efforts for this unit.

Please comment on how you think Benchawan Wiwatanapataphee might improve the teaching and learning in this unit.

Maybe it would be better if more workshops can be provided, and we could learn more.