

***e*VALUate Teaching Evaluation Report**

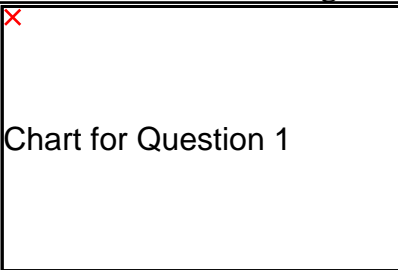
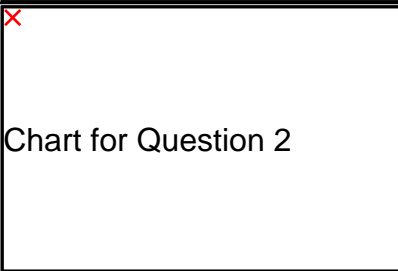
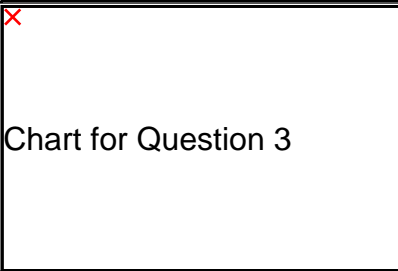
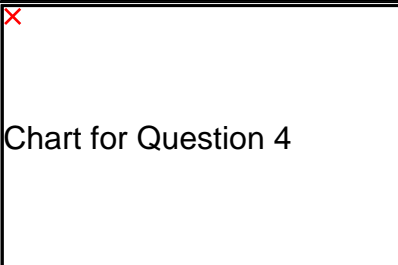
This report is generated and made available to the teacher who requested the Teaching Evaluation. An extract of this report that contains quantitative data related to the seven teaching performance domains is also provided to Heads of School for the purposes of Workplace Planning and Performance Reviews.

Limitations. This report is only generated when there is more than one student enrolled in the unit in which the teaching evaluation was requested, and when there were at least two student responses for that teaching evaluation. This approach balances the principles student anonymity and feedback to staff for practice improvement.

Confidentiality. Data provided in this report is confidential. Student comments that relate to other staff members in this report should be considered confidential by the staff member receiving this report. Such comments must not be communicated, transmitted or discussed with any student or staff member.



eVALUate Teaching Evaluation Report
Evaluation period: 2020 Semester 1
Teacher Name: Benchawan Wiwatanapataphee
Staff ID: 226167G

Unit Name: Supply Chain Modelling and Optimisation		Responses to teaching evaluation survey(n): 4
Unit Code: INDE2000		Total Unit Enrolment(N): 16
Location(s) taught in: Bentley Perth Campus		
eVALUate quantitative items	Frequency Distribution(%) Scale: SA = Strongly Agree A = Agree D = Disagree SD = Strongly Disagree UJ = Unable to Judge	Agreement (%)
1. Appears knowledgeable in this subject area	 A small chart area with a red 'x' in the top left corner. The text 'Chart for Question 1' is centered below the chart area.	100
2. Is enthusiastic in teaching this unit	 A small chart area with a red 'x' in the top left corner. The text 'Chart for Question 2' is centered below the chart area.	100
3. Is well organised	 A small chart area with a red 'x' in the top left corner. The text 'Chart for Question 3' is centered below the chart area.	75
4. Communicates clearly	 A small chart area with a red 'x' in the top left corner. The text 'Chart for Question 4' is centered below the chart area.	75

5. Is approachable	 Chart for Question 5	100
6. Provides useful feedback	 Chart for Question 6	100
7. Is an effective teacher	 Chart for Question 7	100

***e*VALUate qualitative items**

Please comment on Benchawan Wiwatanapataphee's teaching strengths.

She is able to assist students with topics that they are unsure about and is enthusiastic about helping students.

Benchawan is very good at delivering the content in a clear and concise manner, it is clear she is very knowledgeable in the topics. Benchawan also provides feedback on assignments and quiz questions which is very helpful for a student to master the content.

very approachable and communicates information well in person

Please comment on how you think Benchawan Wiwatanapataphee might improve the teaching and learning in this unit.

Communication through blackboard was difficult, understandable with COVID-19. but feedback and email responses weren't very useful which caused me to worry for the exam if I was actually doing some questions correctly.



I think what Benchawan is currently doing is great.